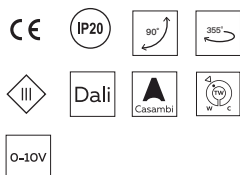


# Ami-Zoom Low-Voltage Track



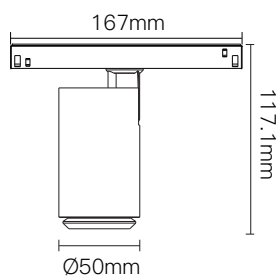
- White  
● Black

## Features

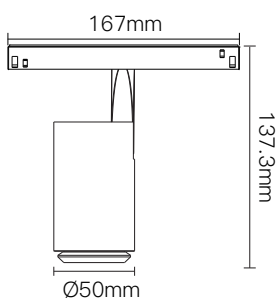


## Dimensions

### M403



### M412



## Electrical system

|                                 |                        |
|---------------------------------|------------------------|
| <b>Total power consumption:</b> | 10W                    |
| <b>Power input:</b>             | 48V                    |
| <b>Operating temperature:</b>   | -10°C ~ 35°C           |
| <b>Dimming option:</b>          | 0-10V / Dali / Casambi |
| <b>Insulation class:</b>        | Class III              |

## Light source

|                    |                           |
|--------------------|---------------------------|
| <b>LED type:</b>   | COB                       |
| <b>CCT:</b>        | 2700K/3000K/4000K/Tunable |
| <b>CRI:</b>        | Ra>90                     |
| <b>Beam angle:</b> | 18°-45°                   |
| <b>UGR:</b>        | <16                       |

## Housing

|                            |          |
|----------------------------|----------|
| <b>Lamp body diameter:</b> | 50mm     |
| <b>Material:</b>           | Aluminum |
| <b>Weight:</b>             | 271.4g   |

## Warranty

|                |                 |
|----------------|-----------------|
| <b>Period:</b> | 5-year warranty |
|----------------|-----------------|

## Lumen output

| BA. \ CCT | 2700K | 3000K | 4000K |
|-----------|-------|-------|-------|
| 18°-45°   | 288lm | 320lm | 350lm |

## Nomenclature

\*Applicable model: M40310xx90xxxxx (xx: dynamic codes)

| Product Code | System Power | CCT         | CRI    | Beam Angle  | Driver/Control | Serial No. |
|--------------|--------------|-------------|--------|-------------|----------------|------------|
| M403         | 10(10W)      | 27(2700K)   | 90(90) | Z2(18°-45°) | N(Non-Dim)     | 01(Black)  |
| M412         |              | 30(3000K)   |        |             | A(0-10V dim)   | 02(White)  |
|              |              | 40(4000K)   |        |             | D(Dali DT6)    |            |
|              |              | TW(Tunable) |        |             | E(Dali DT8)    |            |

# Illuminance distance data

## Ami-zoom

10W



18°

| h(m) | E(lx)   | Ø (m) | S_B(sq.m) |
|------|---------|-------|-----------|
| 1    | 2212.77 | 0.85  | 0.6       |
| 2    | 553.19  | 1.69  | 2.3       |
| 3    | 245.86  | 2.54  | 5.1       |
| 4    | 138.30  | 3.39  | 9.0       |
| 5    | 88.51   | 4.24  | 14.1      |

45°

| h(m) | E(lx)  | Ø (m) | S_B(sq.m) |
|------|--------|-------|-----------|
| 1    | 630.69 | 0.26  | 0.1       |
| 2    | 157.67 | 0.52  | 0.2       |
| 3    | 70.08  | 0.78  | 0.5       |
| 4    | 39.42  | 1.04  | 0.9       |
| 5    | 25.23  | 1.30  | 1.3       |