

# Ami-Round Mains Voltage Recessed

## Zoom



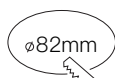
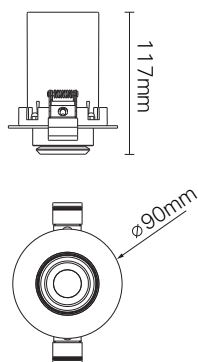
Motorised Downlight.  
Integrated power supply.

- White  
 Black

### Features



### Dimensions



### Electrical system

<b>Total power consumption:</b>	10W
<b>Power input:</b>	220Vac
<b>Operating temperature:</b>	-10°C ~ 35°C
<b>Power factor:</b>	>0.95
<b>Dimming option:</b>	0-10V / Dali / Casambi
<b>Insulation class:</b>	Class II

### Light source

<b>LED type:</b>	COB
<b>CCT:</b>	2700K/3000K/4000K
<b>CRI:</b>	Ra>90
<b>Beam angle:</b>	18°-45°
<b>UGR:</b>	<16

### Housing

<b>Dimension:</b>	90mm X 117mm
<b>Material:</b>	Aluminum
<b>Weight:</b>	445g

### Warranty

<b>Period:</b>	5-year warranty
----------------	-----------------

### Lumen output

BA. \ CCT	2700K	3000K	4000K
18°-45°	290lm	320lm	350lm

### Nomenclature

\*Applicable model: M20110xx90xxxx (xx: dynamic codes)

Product Code	System Power	CCT	CRI	Beam Angle	Driver/Control	Serial No.	
M201	10(10W)	27(2700K)	90(90)	Z2(18°-45°)	N(Non-Dim)	01(Black)	
		30(3000K)				A(0-10V dim)	02(White)
		40(4000K)				D(Dali dim)	
TW(Tunable)							

# Ami-Rectangle Mains Voltage Recessed

## Zoom



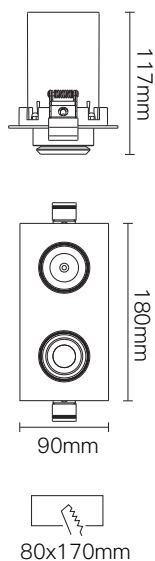
Motorised Downlight.  
Integrated power supply.

- White  
● Black

### Features



### Dimensions



### Electrical system

<b>Total power consumption:</b>	10W*2
<b>Power input:</b>	220Vac
<b>Operating temperature:</b>	-10°C ~ 35°C
<b>Power factor:</b>	>0.95
<b>Dimming option:</b>	0-10V / Dali /Casambi
<b>Insulation class:</b>	Class II

### Light source

<b>LED type:</b>	COB
<b>CCT:</b>	2700K/3000K/4000K
<b>CRI:</b>	Ra>90
<b>Beam angle:</b>	18°-45°
<b>UGR:</b>	<16

### Housing

<b>Dimension:</b>	180mm X 90mm X 117mm
<b>Material:</b>	Aluminum
<b>Weight:</b>	885g

### Warranty

<b>Period:</b>	5-year warranty
----------------	-----------------

### Lumen output

BA. \ CCT	2700K	3000K	4000K
18°-45°	290lm*2	320lm*2	350lm*2

### Nomenclature

\*Applicable model: M20320xx90xxxx (xx: dynamic codes)

Product Code	System Power	CCT	CRI	Beam Angle	Driver/Control	Serial No.
M202	20(20W)	27(2700K) 30(3000K) 40(4000K)	90(90)	Z2(18°-45°)	N(Non-Dim) A(0-10V dim) D(Dali dim)	01(Black) 02(White)
		TW(Tunable)				

# Ami-Square Mains Voltage Recessed

## Zoom



Motorised Downlight.  
Integrated power supply.

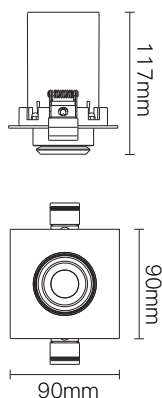
White

Black

### Features



### Dimensions



ø82mm

### Electrical system

<b>Total power consumption:</b>	10W
<b>Power input:</b>	220Vac
<b>Operating temperature:</b>	-10°C ~ 35°C
<b>Power factor:</b>	>0.95
<b>Dimming option:</b>	0-10V / Dali / Casambi
<b>Insulation class:</b>	Class II

### Light source

<b>LED type:</b>	COB
<b>CCT:</b>	2700K/3000K/4000K
<b>CRI:</b>	Ra>90
<b>Beam angle:</b>	18°-45°
<b>UGR:</b>	<16

### Housing

<b>Dimension:</b>	90mm X 90mm X 117mm
<b>Material:</b>	Aluminum
<b>Weight:</b>	420g

### Warranty

<b>Period:</b>	5-year warranty
----------------	-----------------

### Lumen output

BA. \ CCT	2700K	3000K	4000K
18°-45°	290lm	320lm	350lm

### Nomenclature

\*Applicable model: M20310xx90xxxx (xx: dynamic codes)

Product Code	System Power	CCT	CRI	Beam Angle	Driver/Control	Serial No.
M203	10(10W)	27(2700K)	90(90)	Z2(18°-45°)	N(Non-Dim)	01(Black)
		30(3000K)			A(0-10V dim)	02(White)
		40(4000K)			D(Dali dim)	
		TW(Tunable)				

# Illuminance distance data

## Ami Downlight

Zoomable 10W



18°

h(m)	E(lx)	Ø (m)	S_B(sq.m)
1	630.69	0.26	0.1
2	157.67	0.52	0.2
3	70.08	0.78	0.5
4	39.42	1.04	0.9
5	25.23	1.30	1.3

45°

h(m)	E(lx)	Ø (m)	S_B(sq.m)
1	2212.77	0.85	0.6
2	553.19	1.69	2.3
3	245.86	2.54	5.1
4	138.30	3.39	9.0
5	88.51	4.24	14.1