

LIGHTING
FOR ARCHITECTURAL,
HOSPITALITY &
RETAIL APPLICATIONS

ON

Maga Series Datasheet

Low-Voltage Track


Ami-Zoom




Ami-Filter



Cubo



Mona



Marmor



Mika



Polo_50



Polo_70



Bande



Bande Diffuser




Bande wallwasher



Ami-Pendant



Navia




Mains Voltage Recessed


Ami-Round
Zoom




Ami-Rectangle
Zoom



Ami-Square
Zoom




Ami-Round
Filter



Ami-Rectangle
Filter



Ami-Square
Filter

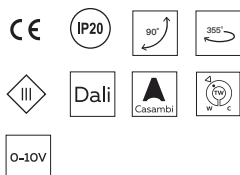


Ami-Zoom Low-Voltage Track



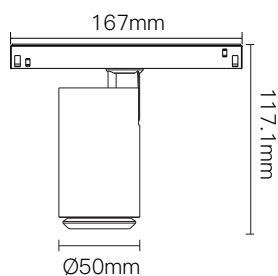
- White
- Black

Features

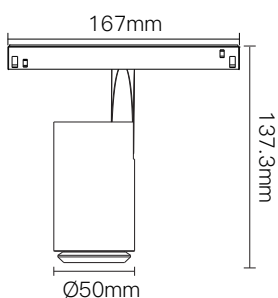


Dimensions

M403



M412



Electrical system

Total power consumption:	10W
Power input:	48V
Operating temperature:	-10°C ~ 35°C
Dimming option:	0-10V / Dali / Casambi
Insulation class:	Class III

Light source

LED type:	COB
CCT:	2700K/3000K/4000K
CRI:	Ra>90
Beam angle:	18°-45°
UGR:	<16

Housing

Lamp body diameter:	50mm
Material:	Aluminum
Weight:	271.4g

Warranty

Period:	5-year warranty
----------------	-----------------

Lumen output

BA. \ CCT	2700K	3000K	4000K
18°-45°	288lm	320lm	350lm

Nomenclature

*Applicable model: M40310xx90xxxxx (xx: dynamic codes)

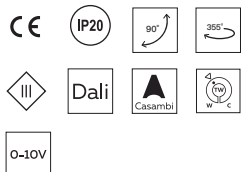
Product Code	System Power	CCT	CRI	Beam Angle	Driver/Control	Serial No.
M403	10(10W)	27(2700K)	90(90)	Z2(18°-45°)	N(Non-Dim)	01(Black)
M412		30(3000K)			A(0-10V dim)	02(White)
		40(4000K)			D(Dali dim)	
		TW(Tunable)				

Ami-Filter Low-Voltage Track



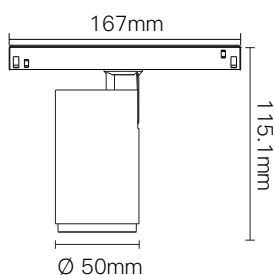
- White
- Black

Features

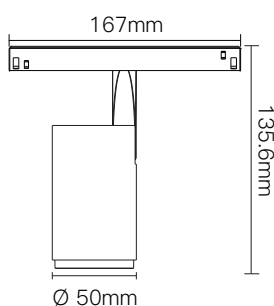


Dimensions

M404



M413



Electrical system

Total power consumption:	9W
Power input:	48V
Operating temperature:	-10°C ~ 35°C
Dimming option:	0-10V / Dali / Casambi
Insulation class:	Class III

Light source

LED type:	SMD
CCT:	2700K/3000K/4000K
CRI:	Ra>90
Beam angle:	7° /15° /24° /38° /10°x35° /Honeycomb
UGR:	<16

Housing

Lamp body diameter:	50mm
Material:	Aluminum
Weight:	255.6g

Warranty

Period:	5-year warranty
----------------	-----------------

Lumen output

* The lumen output is measured by the original optics (7°).

BA. \ CCT	2700K	3000K	4000K
7°	450lm	500lm	550lm

Nomenclature

*Applicable model: M40409xx90xxxx (xx: dynamic codes)

Product Code	System Power	CCT	CRI	Beam Angle	Driver/Control	Serial No.
M404	09(09W)	27(2700K)	90(90)	07(7°)	N(Non-Dim)	01(Black)
M413		30(4000K)		15(15°)	A(0-10V dim)	02(White)
		40(4000K)		24(24°)	D(Dali dim)	
				38(38°)		
				X1(10°x35°)		
				HC(Honeycomb)		
				TW(Tunable)		
				18(18°)		
				24(24°)		
				38(38°)		

Cubo Low-Voltage Track



Electrical system

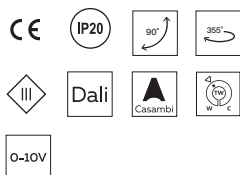
Total power consumption:	9W
Power input:	48V
Operating temperature:	-10°C ~ 35°C
Dimming option:	0-10V / Dali / Casambi
Insulation class:	Class III

Light source

LED type:	SMD
CCT:	2700K/3000K/4000K
CRI:	Ra>90
Beam angle:	7°/15° /24° /38° /10°x35° /Honeycomb
UGR:	<16

- White
- Black

Features



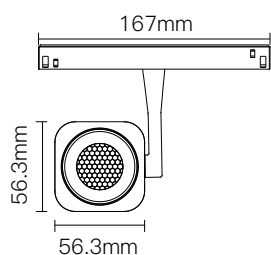
Housing

Lamp body diameter:	56.3mm x 56.3mm
Material:	Aluminum
Weight:	304.6g

Warranty

Period:	5-year warranty
----------------	-----------------

Dimensions



Lumen output

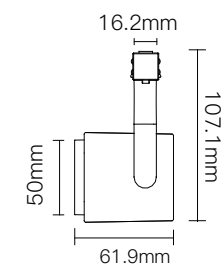
* The lumen output is measured by the original optics (7°).

BA. \ CCT	2700K	3000K	4000K
7°	405lm	450lm	500lm

Nomenclature

*Applicable model: M40510xx90xxxx (xx: dynamic codes)

Product Code	System Power	CCT	CRI	Beam Angle	Driver/Control	Serial No.
M405	09(9W)	27(2700K)	90(90)	07(7°)	N(Non-Dim)	01(Black)
		30(3000K)		15°(15°)		A(0-10V dim)
		40(4000K)		24°(24°)	D(Dali dim)	
				38°(38°)		
		X1(10°x35°)		HC(Honeycomb)		
		TW(Tunable)				
		24(24°)				
				38(38°)		



Mona

Low-Voltage Track

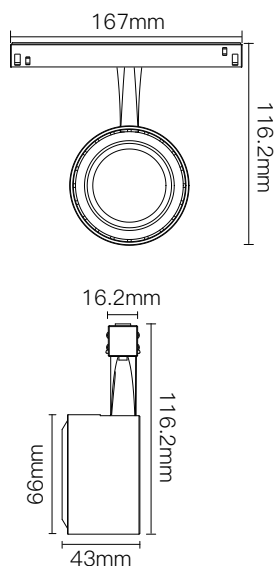


- White
- Black

Features



Dimensions



Electrical system

Total power consumption:	12W
Power input:	48V
Operating temperature:	-10°C ~ 35°C
Dimming option:	0-10V / Dali / Casambi
Insulation class:	Class III

Light source

LED type:	COB
CCT:	2700K/3000K/4000K
CRI:	Ra>92
Beam angle:	17°/30°
UGR:	<16

Housing

Lamp body diameter:	66mm
Material:	Aluminum
Weight:	230g

Warranty

Period:	5-year warranty
----------------	-----------------

Lumen output

BA. \ CCT	2700K	3000K	4000K
17°	620lm	650lm	689lm
30°	620lm	650lm	689lm

Nomenclature

*Applicable model: M41412xx90xxxx (xx: dynamic codes)

Product Code	System Power	CCT	CRI	Beam Angle	Driver/Control	Serial No.
M414	12(12W)	27(2700K)	90(90)	17(17°)	N(Non-Dim)	01(Black)
		30(3000K)		30(30°)	A(0-10V dim)	02(White)
		40(4000K)			D(DT6)	
					E(DT8)	

Marmor

Low-Voltage Track

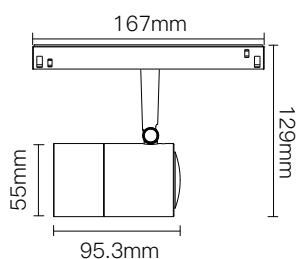


- White
● Black

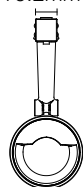
Features



Dimensions



16.2mm



Electrical system

Total power consumption:	12W
Power input:	48V
Operating temperature:	-10°C ~ 35°C
Dimming option:	0-10V / Dali / Casambi
Insulation class:	Class III

Light source

LED type:	COB
CCT:	2700K/3000K/4000K
CRI:	Ra>92
Beam angle:	Wallwash
UGR:	NA

Housing

Lamp body diameter:	55mm
Material:	Aluminum
Weight:	293g

Warranty

Period:	5-year warranty
----------------	-----------------

Lumen output

BA. \ CCT	2700K	3000K	4000K
Wallwasher	515lm	541lm	573lm

Nomenclature

*Applicable model: M41512xx90xxxx (xx: dynamic codes)

Product Code	System Power	CCT	CRI	Beam Angle	Driver/Control	Serial No.
M415	12(12W)	27(2700K)	90(90)	WW(Wallwash)	N(Non-Dim)	01(Black)
		30(3000K)			A(0-10V dim)	02(White)
		40(4000K)			D(DT6)	
					E(DT8)	

Mika

Low-Voltage Track

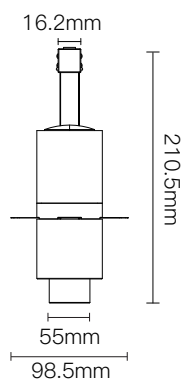
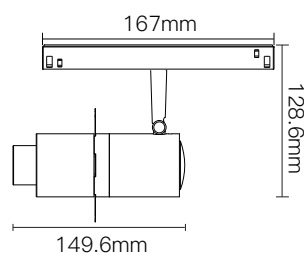


● Black

Features



Dimensions



Electrical system

Total power consumption:	12W
Power input:	48V
Operating temperature:	-10°C ~ 35°C
Dimming option:	0-10V / Dali / Casambi
Insulation class:	Class III

Light source

LED type:	COB
CCT:	2700K/3000K/4000K
CRI:	Ra>90
Beam angle:	Beam shaper
UGR:	<10

Housing

Lamp body diameter:	55mm
Material:	Aluminum
Weight:	431g

Warranty

Period:	5-year warranty
----------------	-----------------

Lumen output

BA. \ CCT	2700K	3000K	4000K
Beam shaper	300lm	300lm	315lm

Nomenclature

*Applicable model: M41612xx90xxxx (xx: dynamic codes)

Product Code	System Power	CCT	CRI	Beam Angle	Driver/Control	Serial No.
M416	12(12W)	27(2700K)	90(90)	SP(Shaper)	N(Non-Dim)	01(Black)
		30(3000K)			A(0-10V dim)	
		40(4000K)			D(DT6)	
					E(DT8)	

Polo_50

Low-Voltage Track

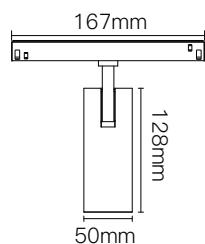


- White
● Black


Features



Dimensions



16.2mm



Electrical system

Total power consumption:	15W
Power input:	48V
Operating temperature:	-10°C ~ 35°C
Dimming option:	0-10V / Dali / Casambi
Insulation class:	Class III

Light source

LED type:	COB
CCT:	2700K/3000K/4000K
CRI:	Ra>92
Beam angle:	20°/38°/55°
UGR:	<19

Housing

Lamp body diameter:	50mm
Material:	Aluminum
Weight:	350g

Warranty

Period:	5-year warranty
----------------	-----------------

Lumen output

BA. \ CCT	2700K	3000K	4000K
20°	1189lm	1248lm	1323lm
38°	1215lm	1276lm	1353lm
55°	1079lm	1133lm	1200lm

Nomenclature

*Applicable model: M41715xx90xxxx (xx: dynamic codes)

Product Code	System Power	CCT	CRI	Beam Angle	Driver/Control	Serial No.
M417	15(15W)	27(2700K)	90(90)	20(20°)	N(Non-Dim)	01(Black)
		30(3000K)		38(38°)		A(0-10V dim)
		40(4000K)		55(55°)	D(DT6)	E(DT8)

Polo_70

Low-Voltage Track

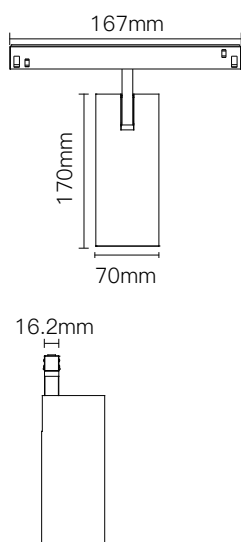


- White
● Black

Features



Dimensions



Electrical system

Total power consumption:	25W
Power input:	48V
Operating temperature:	-10°C ~ 35°C
Dimming option:	0-10V / Dali / Casambi
Insulation class:	Class III

Light source

LED type:	COB
CCT:	2700K/3000K/4000K
CRI:	Ra>92
Beam angle:	15°/24°/36°
UGR:	<19

Housing

Lamp body diameter:	70mm
Material:	Aluminum
Weight:	580g

Warranty

Period:	5-year warranty
----------------	-----------------

Lumen output

BA. \ CCT	2700K	3000K	4000K
15°	1869lm	1962lm	2080lm
24°	1954lm	2052lm	2175lm
36°	1914lm	2010lm	2131lm

Nomenclature

*Applicable model: M41815xx90xxxx (xx: dynamic codes)

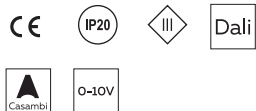
Product Code	System Power	CCT	CRI	Beam Angle	Driver/Control	Serial No.
M418	25(25W)	27(2700K)	90(90)	15(15°)	N(Non-Dim)	01(Black)
		30(3000K)		24(24°)	A(0-10V dim)	02(White)
		40(4000K)		36(36°)	D(DT6)	
					E(DT8)	

Bande Low-Voltage Track

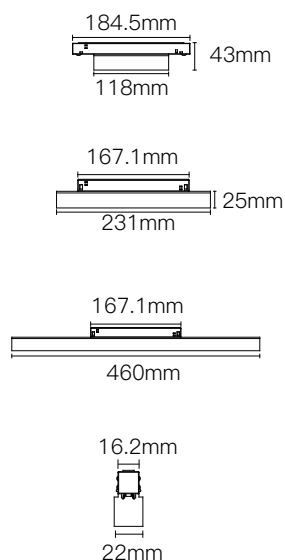


- White
● Black

Features



Dimensions



Electrical system

Total power consumption:	6W / 10W / 20W
Power input:	48V
Operating temperature:	-10°C ~ 35°C
Dimming option:	0-10V / Dali / Casambi
Insulation class:	Class III

Light source

LED type:	SMD
CCT:	2700K/3000K/4000K
CRI:	Ra>90
Beam angle:	38°
UGR:	<16

Housing

Lamp body diameter:	118mm x 22mm / 231mm x 22mm / 460mm x 22mm
Material:	Aluminum
Weight:	110.3g / 178.2g / 316.5g

Warranty

Period:	5-year warranty
----------------	-----------------

Lumen output

BA. \ CCT	2700K	3000K	4000K
38° (6W)	315lm	350lm	385lm
38° (11W)	450lm	500lm	550lm
38° (20W)	990lm	1100lm	1210lm

Nomenclature

*Applicable model: M410xxx90xxxx (xx: dynamic codes)

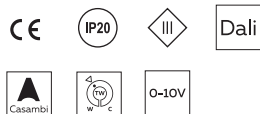
Product Code	System Power	CCT	CRI	Beam Angle	Driver/Control	Serial No.
M410	06(6W)	27(2700K)	90(90)	38(38°)	N(Non-Dim)	01(Black)
	11(11W)	30(3000K)			A(0-10V dim)	02(White)
	20(20W)	40(4000K)			D(Dali dim)	

Bande Diffuser Low-Voltage Track

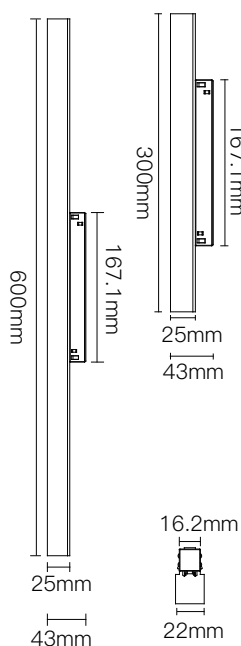


- White
- Black

Features



Dimensions



Electrical system

Total power consumption:	11W / 20W
Power input:	48V
Operating temperature:	-10°C ~ 35°C
Dimming option:	0-10V / Dali / Casambi
Insulation class:	Class III

Light source

LED type:	SMD
CCT:	2700K/3000K/4000K
CRI:	Ra>90
Beam angle:	Flood

Housing

Lamp body diameter:	300mm x 22mm / 600mm x 22mm
Material:	Aluminum
Weight:	199.3g /313.8g

Warranty

Period:	5-year warranty
----------------	-----------------

Lumen output

BA. \ CCT	2700K	3000K	4000K
Flood (11W)	459lm	510lm	560lm
Flood (20W)	945lm	1050lm	1155lm
Glarefree-W (11W)	322lm	357lm	392lm
Glarefree-W (20W)	662lm	735lm	809lm

Nomenclature

*Applicable model: M411xxxx90xxxx (xx: dynamic codes)

Product Code	System Power	CCT	CRI	Beam Angle	Driver/Control	Serial No.
M411	11(11W)	27(2700K)	90(90)	FD(Flood)	N(Non-Dim)	01(Black)
	20(20W)	30(3000K)		GW(Glarefree-W)	A(0-10V dim)	02(White)
		40(4000K)			D(Dali dim)	
		TW(Tunable)				

Bande wallwasher Low-Voltage Track



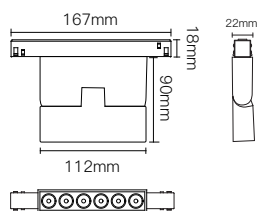
- White
- Black

Features

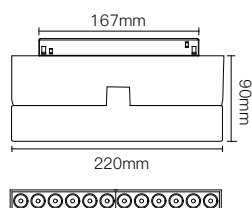


Dimensions

6W



12W



Electrical system

Total power consumption:	6W/12W
Power input:	48V
Operating temperature:	-10°C ~ 35°C
Dimming option:	0-10V / Dali / Casambi
Insulation class:	Class III

Light source

LED type:	SMD
CCT:	2700K/3000K/4000K
CRI:	Ra>92
Beam angle:	30°
UGR:	<19

Housing

Lamp body diameter:	19mm x 108mm (6W)/19mm x 216.4mm (12W)
Material:	Aluminum
Weight:	320g/545g

Warranty

Period:	5-year warranty
----------------	-----------------

Lumen output

Angle \ CCT	2700K	3000K	4000K
30°(6W)	432lm	480lm	514lm
30°(12W)	720lm	800lm	805lm

Nomenclature

*Applicable model: M41906xx90xxxx (xx: dynamic codes)

Product Code	System Power	CCT	CRI	Beam Angle	Driver/Control	Serial No.
M419	06(6W)	27(2700K)	90(90)	30(30°)	N(Non-Dim)	01(Black)
	12(12W)	30(3000K)			A(0-10V dim)	02(White)
		40(4000K)			D(DT6)	

Ami Pendant Low-Voltage Track

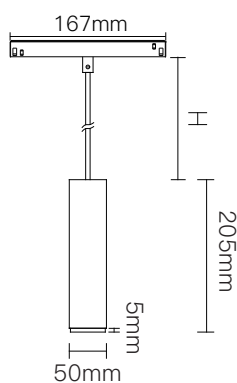


- White
● Black

Features



Dimensions



Electrical system

Total power consumption:	9W
Power input:	48V
Operating temperature:	-10°C ~ 35°C
Dimming option:	0-10V / Dali / Casambi
Insulation class:	Class III

Light source

LED type:	SMD
CCT:	2700K/3000K/4000K
CRI:	Ra>90
Beam angle:	7° /15° /24° /38° /10°x35° /Honeycomb
UGR:	<19

Housing

Lamp body diameter:	50mm
Material:	Aluminum
Weight:	425g

Warranty

Period:	5-year warranty
----------------	-----------------

Lumen output

BA. \ CCT	2700K	3000K	4000K
7°	369lm	410lm	450lm

Nomenclature

*Applicable model: M40713xx90xxxxx (xx: dynamic codes)

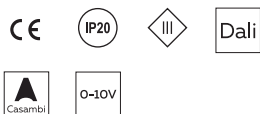
Product Code	System Power	CCT	CRI	Beam Angle	Driver/Control	Serial No.
M407	09(9W)	27(2700K)	90(90)	07(7°)	N(Non-Dim)	01(Black)
		30(3000K)		15(15°)	A(0-10V dim)	02(White)
		40(4000K)		24(24°)	D(Dali dim)	
				38(38°)		
				X1(10°x35°)		
				HC(Honeycomb)		
		TW(Tunable)		18(18°)		
				24(24°)		
				38(38°)		

Navia Low-Voltage Track

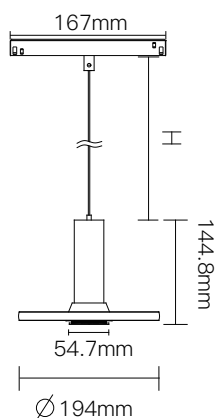


- White
● Black

Features



Dimensions



Electrical system

Total power consumption:	7W
Power input:	48V
Operating temperature:	-10°C ~ 35°C
Dimming option:	0-10V / Dali / Casambi
Insulation class:	Class III

Light source

LED type:	COB
CCT:	2700K/3000K/4000K
CRI:	Ra>90
Beam angle:	24°
UGR:	<16

Housing

Lamp body diameter:	194mm
Material:	Aluminum
Weight:	430.4g

Warranty

Period:	5-year warranty
----------------	-----------------

Lumen output

BA. \ CCT	2700K	3000K	4000K
24°	360lm	400lm	440lm

Nomenclature

*Applicable model: M40913xx90xxxx (xx: dynamic codes)

Product Code	System Power	CCT	CRI	Beam Angle	Driver/Control	Serial No.
M409	07(7W)	27(2700K)	90(90)	24(24°)	N(Non-Dim)	01(Black)
		30(3000K)			A(0-10V dim)	02(White)
		40(4000K)			D(Dali dim)	

Ami-Round Mains Voltage Recessed

Zoom



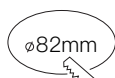
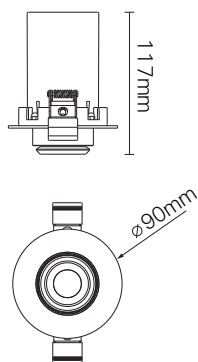
Motorised Downlight.
Integrated power supply.

- White
 Black

Features



Dimensions



Electrical system

Total power consumption:	10W
Power input:	220Vac
Operating temperature:	-10°C ~ 35°C
Power factor:	>0.95
Dimming option:	0-10V / Dali / Casambi
Insulation class:	Class II

Light source

LED type:	COB
CCT:	2700K/3000K/4000K
CRI:	Ra>90
Beam angle:	18°-45°
UGR:	<16

Housing

Dimension:	90mm X 117mm
Material:	Aluminum
Weight:	445g

Warranty

Period:	5-year warranty
----------------	-----------------

Lumen output

BA. \ CCT	2700K	3000K	4000K
18°-45°	290lm	320lm	350lm

Nomenclature

*Applicable model: M20110xx90xxxx (xx: dynamic codes)

Product Code	System Power	CCT	CRI	Beam Angle	Driver/Control	Serial No.	
M201	10(10W)	27(2700K)	90(90)	Z2(18°-45°)	N(Non-Dim)	01(Black)	
		30(3000K)				A(0-10V dim)	02(White)
		40(4000K)				D(Dali dim)	
TW(Tunable)							

Ami-Rectangle Mains Voltage Recessed

Zoom



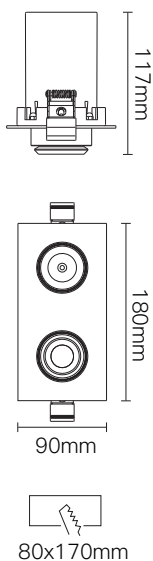
Motorised Downlight.
Integrated power supply.

- White
● Black

Features



Dimensions



Electrical system

Total power consumption:	10W*2
Power input:	220Vac
Operating temperature:	-10°C ~ 35°C
Power factor:	>0.95
Dimming option:	0-10V / Dali /Casambi
Insulation class:	Class II

Light source

LED type:	COB
CCT:	2700K/3000K/4000K
CRI:	Ra>90
Beam angle:	18°-45°
UGR:	<16

Housing

Dimension:	180mm X 90mm X 117mm
Material:	Aluminum
Weight:	885g

Warranty

Period:	5-year warranty
----------------	-----------------

Lumen output

BA. \ CCT	2700K	3000K	4000K
18°-45°	290lm*2	320lm*2	350lm*2

Nomenclature

*Applicable model: M20320xx90xxxx (xx: dynamic codes)

Product Code	System Power	CCT	CRI	Beam Angle	Driver/Control	Serial No.
M202	20(20W)	27(2700K) 30(3000K) 40(4000K)	90(90)	Z2(18°-45°)	N(Non-Dim) A(0-10V dim) D(Dali dim)	01(Black) 02(White)
		TW(Tunable)				

Ami-Square Mains Voltage Recessed

Zoom



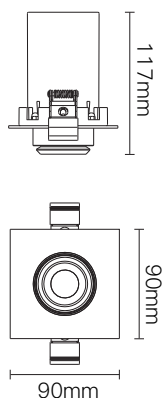
Motorised Downlight.
Integrated power supply.

- White
● Black

Features



Dimensions



ø82mm

Electrical system

Total power consumption:	10W
Power input:	220Vac
Operating temperature:	-10°C ~ 35°C
Power factor:	>0.95
Dimming option:	0-10V / Dali / Casambi
Insulation class:	Class II

Light source

LED type:	COB
CCT:	2700K/3000K/4000K
CRI:	Ra>90
Beam angle:	18°-45°
UGR:	<16

Housing

Dimension:	90mm X 90mm X 117mm
Material:	Aluminum
Weight:	420g

Warranty

Period:	5-year warranty
----------------	-----------------

Lumen output

BA. \ CCT	2700K	3000K	4000K
18°-45°	290lm	320lm	350lm

Nomenclature

*Applicable model: M20310xx90xxxx (xx: dynamic codes)

Product Code	System Power	CCT	CRI	Beam Angle	Driver/Control	Serial No.
M203	10(10W)	27(2700K)	90(90)	Z2(18°-45°)	N(Non-Dim)	01(Black)
		30(3000K)			A(0-10V dim)	02(White)
		40(4000K)			D(Dali dim)	
		TW(Tunable)				

Ami-Round

Mains Voltage Recessed Filter



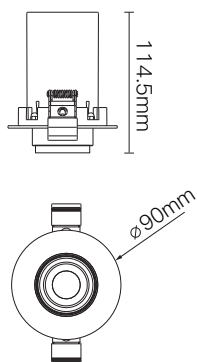
Motorised Downlight.
Integrated power supply.

- White
 Black

Features



Dimensions



Electrical system

Total power consumption:	10W
Power input:	220Vac
Operating temperature:	-10°C ~ 35°C
Power factor:	>0.95
Dimming option:	0-10V / Dali / Casambi
Insulation class:	Class II

Light source

LED type:	SMD
CCT:	2700K/3000K/4000K
CRI:	Ra>90
Beam angle:	15° /24° /38° /10°x35° /Honeycomb
UGR:	<16

Housing

Dimension:	90mm X 114,5mm
Material:	Aluminum
Weight:	445g

Warranty

Period:	5-year warranty
----------------	-----------------

Lumen output * The lumen output is measured by the original optics (7°).

BA. \ CCT	2700K	3000K	4000K
7°	370lm	410lm	450lm

Nomenclature

*Applicable model: M2040xx90xxxx (xx: dynamic codes)

Product Code	System Power	CCT	CRI	Beam Angle	Driver/Control	Serial No.
M204	10(10W)	27(2700K)	90(90)	07(7°)	N(Non-Dim)	01(Black)
		30(3000K)		15°(15°)	A(0-10V dim)	02(White)
		40(4000K)		24°(24°)	D(Dali dim)	
		38°(38°)				
		X1(10°x35°)				
		HC(Honeycomb)				
		TW(Tunable)		18(18°)		
	38(38°)					

Ami-Rectangle Mains Voltage Recessed Filter



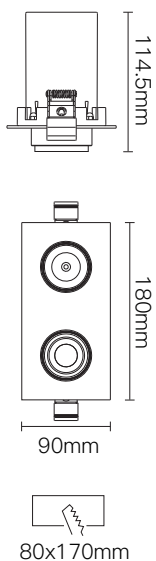
Motorised Downlight.
Integrated power supply.

- White
● Black

Features



Dimensions



Electrical system

Total power consumption:	10W*2
Power input:	220Vac
Operating temperature:	-10°C ~ 35°C
Power factor:	>0.95
Dimming option:	0-10V / Dali / Casambi
Insulation class:	Class II

Light source

LED type:	SMD
CCT:	2700K/3000K/4000K
CRI:	Ra>90
Beam angle:	15° /24° /38° /10°x35° /Honeycomb
UGR:	<16

Housing

Dimension:	90mm X 180mm X 114,5mm
Material:	Aluminum
Weight:	885g

Warranty

Period:	5-year warranty
----------------	-----------------

Lumen output * The lumen output is measured by the original optics (7°).

BA. \ CCT	2700K	3000K	4000K
7°	370lm*2	410lm*2	450lm*2

Nomenclature

*Applicable model: M20520xx90xxxx (xx: dynamic codes)

Product Code	System Power	CCT	CRI	Beam Angle	Driver/Control	Serial No.
M205	20(20W)	27(2700K)	90(90)	07(7°)	N(Non-Dim)	01(Black)
		30(3000K)		15°(15°)	A(0-10V dim)	02(White)
		40(4000K)		24°(24°)	D(Dali dim)	
				38°(38°)		
				X1(10°x35°)		
				HC(Honeycomb)		
				TW(Tunable)		
			18(18°)			
			38(38°)			

Ami-Square Mains Voltage Recessed Filter



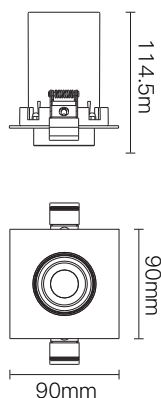
Motorised Downlight.
Integrated power supply.

- White
● Black

Features



Dimensions



ø82mm

Electrical system

Total power consumption:	10W
Power input:	220Vac
Operating temperature:	-10°C ~ 35°C
Power factor:	>0.95
Dimming option:	0-10V / Dali / Casambi
Insulation class:	Class II

Light source

LED type:	SMD
CCT:	2700K/3000K/4000K
CRI:	Ra>90
Beam angle:	15° /24° /38° /10°x35° /Honeycomb
UGR:	<16

Housing

Dimension:	90mm X 90mm X 114,5mm
Material:	Aluminum
Weight:	420g

Warranty

Period:	5-year warranty
----------------	-----------------

Lumen output * The lumen output is measured by the original optics (7°).

BA. \ CCT	2700K	3000K	4000K
7°	370lm	410lm	450lm

Nomenclature

*Applicable model: M20610xx90xxxx (xx: dynamic codes)

Product Code	System Power	CCT	CRI	Beam Angle	Driver/Control	Serial No.
M206	10(10W)	27(2700K)	90(90)	07(7°)	N(Non-Dim)	01(Black)
		30(3000K)		15°(15°)	A(0-10V dim)	02(White)
		40(4000K)		24°(24°)	D(Dali dim)	
				38°(38°)		
				X1(10°x35°)		
				HC(Honeycomb)		
				TW(Tunable)		
			18(18°)			
			38(38°)			

Illuminance distance data

Ami-zoom

10W



18°				
h(m)	E(lx)	Ø (m)	S_B(sq.m)	
1	2212.77	0.26	0.1	
2	553.19	0.52	0.2	
3	245.86	0.78	0.5	
4	138.30	1.04	0.9	
5	88.51	1.30	1.3	

45°				
h(m)	E(lx)	Ø (m)	S_B(sq.m)	
1	2212.77	0.85	0.6	
2	553.19	1.69	2.3	
3	245.86	2.54	5.1	
4	138.30	3.39	9.0	
5	88.51	4.24	14.1	

Bande

6W



38°				
h(m)	E(lx)	Ø (m)	S_B(sq.m)	
1	707.40	0.71x0.66	0.4	
2	176.85	1.43x1.32	1.5	
3	78.60	2.14x1.99	3.4	
4	44.21	2.86x2.65	6.1	
5	28.30	3.57x3.31	9.5	

Bande

11W



38°				
h(m)	E(lx)	Ø (m)	S_B(sq.m)	
1	1285.18	0.53x0.53	0.2	
2	321.30	1.07x1.06	0.9	
3	142.80	1.60x1.59	2.0	
4	80.32	2.13x2.12	3.6	
5	51.41	2.67x2.65	5.6	

Ami-filter

9W



7°				
h(m)	E(lx)	Ø (m)	S_B(sq.m)	
1	6810.11	0.18	0.025	
2	1702.53	0.37	0.1	
3	756.68	0.55	0.2	
4	425.63	0.74	0.4	
5	272.40	0.92	0.7	

Bande

20W



38°				
h(m)	E(lx)	Ø (m)	S_B(sq.m)	
1	2744.10	0.50x0.51	0.2	
2	686.03	1.01x1.03	0.8	
3	304.90	1.51x1.54	1.8	
4	171.51	2.01x2.06	3.3	
5	109.76	2.52x2.57	5.1	

Cubo

9W



7°				
h(m)	E(lx)	Ø (m)	S_B(sq.m)	
1	6525.81	0.18	0.025	
2	1631.45	0.37	0.1	
3	725.09	0.55	0.3	
4	407.86	0.74	0.4	
5	261.03	0.92	0.7	

Bande diffuser

11W



Flood				
h(m)	E(lx)	Ø (m)	S_B(sq.m)	
1	241.01	2.60x2.42	5.0	
2	60.25	5.20x4.83	19.9	
3	26.78	7.80x7.25	44.7	
4	15.06	10.40x9.66	79.5	
5	9.64	13x12.08	124.2	

Bande wallwasher

6W



30°				
h(m)	E(lx)	Ø (m)	S_B(sq.m)	
1	2042.70	0.44	0.2	
2	510.67	0.88	0.6	
3	226.97	1.32	1.4	
4	127.67	1.76	2.5	
5	81.71	2.20	3.9	

Bande diffuser

20W



Flood				
h(m)	E(lx)	Ø (m)	S_B(sq.m)	
1	452.45	2.68x2.51	5.3	
2	113.11	5.36x5.01	21.2	
3	50.27	8.05x7.52	47.8	
4	28.28	10.40x9.66	84.9	
5	18.10	13x12.08	132.7	

Bande wallwasher

12W



30°				
h(m)	E(lx)	Ø (m)	S_B(sq.m)	
1	3951.61	0.44	0.2	
2	987.90	0.89	0.6	
3	439.07	1.33	1.4	
4	246.98	1.77	2.5	
5	158.06	2.21	3.9	

Illuminance distance data

Ami-pendant 7°

9W



h(m)	E(lx)	Ø (m)	S_B(sq.m)
1	8318.94	0.17	0.025
2	2079.74	0.35	0.1
3	924.33	0.52	0.2
4	519.93	0.69	0.4
5	332.76	0.87	0.6

Navia 24°

7W



h(m)	E(lx)	Ø (m)	S_B(sq.m)
1	2207.84	0.41	0.1
2	551.96	0.81	0.5
3	245.32	1.22	1.2
4	137.99	1.62	2.1
5	88.31	2.03	3.2

Mona 17°

12W



h(m)	E(lx)	Ø (m)	S_B(sq.m)
1	4386.02	0.30	0.1
2	1096.51	0.61	0.3
3	487.34	0.91	0.7
4	274.13	1.22	1.2
5	175.44	1.52	1.9

30°

h(m)	E(lx)	Ø (m)	S_B(sq.m)
1	2191.34	0.54	0.2
2	547.84	1.08	0.9
3	243.48	1.63	2.1
4	136.96	2.17	3.7
5	87.65	2.71	5.7

Marmor Wallwasher

12W



h(m)	E(lx)	Ø (m)	S_B(sq.m)
1	688.68	0.77	0.5
2	172.17	1.53	2.0
3	76.52	2.30	4.5
4	43.04	3.06	8.0
5	27.55	3.83	12.5

Polo_50 20°

15W



h(m)	E(lx)	Ø (m)	S_B(sq.m)
1	6928.53	0.37	0.1
2	1732.13	0.74	0.4
3	769.84	1.12	1.0
4	433.03	1.49	1.7
5	277.14	1.86	2.7

38°

h(m)	E(lx)	Ø (m)	S_B(sq.m)
1	2897.45	0.68	0.4
2	724.36	1.35	1.5
3	321.94	2.03	3.3
4	181.09	2.70	5.8
5	115.90	3.38	9.1

55°

h(m)	E(lx)	Ø (m)	S_B(sq.m)
1	1364.51	1.03	0.8
2	341.13	2.06	3.3
3	151.61	3.08	7.5
4	85.28	4.11	13.4
5	54.58	5.14	20.9

Polo_70 15°

25W



h(m)	E(lx)	Ø (m)	S_B(sq.m)
1	19004.11	0.28	0.1
2	4751.03	0.57	0.3
3	2111.57	0.85	0.6
4	1187.76	1.14	1.0
5	760.16	1.42	1.6

24°

h(m)	E(lx)	Ø (m)	S_B(sq.m)
1	13170.26	0.39	0.1
2	3292.56	0.77	0.5
3	1463.36	1.16	1.1
4	823.14	1.54	1.9
5	526.81	1.93	3.0

38°

h(m)	E(lx)	Ø (m)	S_B(sq.m)
1	5141.55	0.63	0.3
2	1285.39	1.27	1.3
3	571.28	1.90	3.0
4	321.35	2.54	5.4
5	205.66	3.17	8.4

Illuminance distance data

Ami Downlight

Zoomable 10W



18°

h(m)	E(lx)	Ø (m)	S_B(sq.m)
1	2212.77	0.26	0.1
2	553.19	0.52	0.2
3	245.86	0.78	0.5
4	138.30	1.04	0.9
5	88.51	1.30	1.3

45°

h(m)	E(lx)	Ø (m)	S_B(sq.m)
1	2212.77	0.85	0.6
2	553.19	1.69	2.3
3	245.86	2.54	5.1
4	138.30	3.39	9.0
5	88.51	4.24	14.1

Ami Downlight

Filter 10W



7°

h(m)	E(lx)	Ø (m)	S_B(sq.m)
1	6810.11	0.18	0.025
2	1702.53	0.37	0.1
3	756.68	0.55	0.2
4	425.63	0.74	0.4
5	272.40	0.92	0.7