

LIGHTING
FOR ARCHITECTURAL,
HOSPITALITY &
RETAIL APPLICATIONS



RoboRadar Datasheet

RoboRadar Downlight



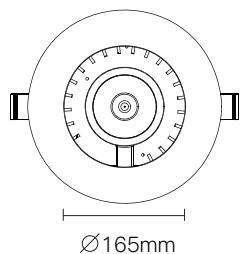
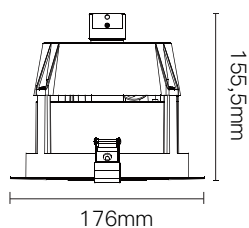
Motorised Downlight.
Integrated power supply.

- White
- Black

Features



Dimensions



Electrical system

| | |
|---------------------------------|---------------------------------|
| Total power consumption: | 20W |
| Power input: | 220–240V 50Hz |
| Operating temperature: | –10°C ~ 35°C |
| Power factor: | >0,95 |
| Dimming methods: | PWM |
| Insulation class: | Class II |
| Motor type: | Stepping motor |
| Control protocol: | Bluetooth / 2,4G remote control |

Light source

| | |
|--------------------|---|
| LED type: | CREE CMA1516 / TOYONIA T20 |
| CCT: | 2700K/3000K/4000K/Tunable White(2700K– 6000K) |
| CRI: | Ra>90 |
| Beam angle: | 15°/24°/36° |
| UGR: | <19 |

Housing

| | |
|----------------------------|----------|
| Lamp body diameter: | 165mm |
| Material: | Aluminum |
| Weight: | 1,47kg |

Warranty

Period: 5–year warranty

Lumen output

| Angle \ CCT | 2700K | 3000K | 4000K | 2700–6000K |
|-------------|--------|--------|--------|------------|
| 15° | 1650lm | 1650lm | 1650lm | – |
| 24° | 1650lm | 1650lm | 1650lm | 1500lm |
| 36° | 1650lm | 1650lm | 1650lm | 1500lm |

Nomenclature

*Applicable model: R201220xx90xxxx (xx: dynamic codes)

| Type | Series Name | System Power | CCT | CRI | Beam Angle | Driver/Control | Serial No. | | |
|------|-------------|--------------|----------------|--------|------------|----------------|------------|------------|-----------|
| R | 201 | 20(20W) | 27(2700K) | 90(90) | 15(15°) | 5(Bluetooth) | 01(Black) | | |
| | | | 30(3000K) | | 24(24°) | | | 6(2,4 GHz) | 02(White) |
| | | | 40(4000K) | | 36(36°) | | | | |
| | | | TW(2700–6000K) | | | | | | |

RoboRadar Trimless



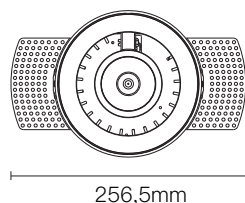
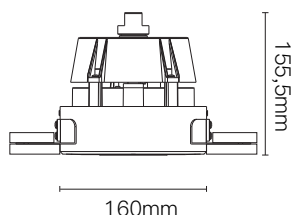
Motorised Downlight.
Integrated power supply.

- White
 Black

Features



Dimensions



Electrical system

| | |
|---------------------------------|---------------------------------|
| Total power consumption: | 20W |
| Power input: | 220–240V 50Hz |
| Operating temperature: | –10°C ~ 35°C |
| Power factor: | >0.95 |
| Dimming methods: | PWM |
| Insulation class: | Class II |
| Motor type: | Stepping motor |
| Control protocol: | Bluetooth / 2,4G remote control |

Light source

| | |
|--------------------|---|
| LED type: | CREE CMA1516 / TOYONIA T20 |
| CCT: | 2700K/3000K/4000K/Tunable White(2700K– 6000K) |
| CRI: | Ra>90 |
| Beam angle: | 15°/24°/36° |
| UGR: | <19 |

Housing

| | |
|----------------------------|----------|
| Lamp body diameter: | 160mm |
| Material: | Aluminum |
| Weight: | 1,72kg |

Warranty

| | |
|----------------|-----------------|
| Period: | 5–year warranty |
|----------------|-----------------|

Lumen output

| Angle \ CCT | 2700K | 3000K | 4000K | 2700–6000K |
|-------------|--------|--------|--------|------------|
| 15° | 1650lm | 1650lm | 1650lm | – |
| 24° | 1650lm | 1650lm | 1650lm | 1500lm |
| 36° | 1650lm | 1650lm | 1650lm | 1500lm |

Nomenclature

*Applicable model: R201220xx90xxxx (xx: dynamic codes)

| Type | Series Name | System Power | CCT | CRI | Beam Angle | Driver/Control | Serial No. | |
|------|-------------|--------------|----------------|--------|------------|----------------|------------|--|
| R | 101 | 20(20W) | 27(2700K) | 90(90) | 15(15°) | 5(Bluetooth) | 01(Black) | |
| | | | 30(3000K) | | 24(24°) | 6(2,4 GHz) | 02(White) | |
| | | | 40(4000K) | | 36(36°) | | | |
| | | | TW(2700–6000K) | | | | | |

RoboRadar Surface Mounted




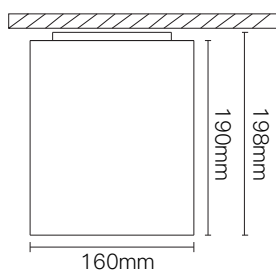
Motorised Downlight.
Integrated power supply.

- White
- Black

Features



Dimensions



Ø160mm

Electrical system

| | |
|---------------------------------|---------------------------------|
| Total power consumption: | 20W |
| Power input: | 220–240V 50Hz |
| Operating temperature: | –10°C ~ 35°C |
| Power factor: | >0.95 |
| Dimming methods: | PWM |
| Insulation class: | Class II |
| Motor type: | Stepping motor |
| Control protocol: | Bluetooth / 2,4G remote control |

Light source

| | |
|--------------------|---|
| LED type: | CREE CMA1516 / TOYONIA T20 |
| CCT: | 2700K/3000K/4000K/Tunable White(2700K– 6000K) |
| CRI: | Ra>90 |
| Beam angle: | 15°/24°/36° |
| UGR: | <19 |

Housing

| | |
|----------------------------|----------|
| Lamp body diameter: | 160mm |
| Material: | Aluminum |
| Weight: | 2,4kg |

Warranty

| | |
|----------------|-----------------|
| Period: | 5-year warranty |
|----------------|-----------------|

Lumen output

| Angle \ CCT | 2700K | 3000K | 4000K | 2700–6000K |
|-------------|--------|--------|--------|------------|
| 15° | 1650lm | 1650lm | 1650lm | – |
| 24° | 1650lm | 1650lm | 1650lm | 1500lm |
| 36° | 1650lm | 1650lm | 1650lm | 1500lm |

Nomenclature

*Applicable model: R201220xx90xxxx (xx: dynamic codes)

| Type | Series Name | System Power | CCT | CRI | Beam Angle | Driver/Control | Serial No. | | |
|------|-------------|--------------|-----------|--------|------------|----------------|------------|----------------|-----------|
| R | 201 | 20(20W) | 27(2700K) | 90(90) | 15(15°) | 5(Bluetooth) | 01(Black) | | |
| | | | 30(3000K) | | 24(24°) | | | 6(2,4 GHz) | 02(White) |
| | | | 40(4000K) | | 36(36°) | | | | |
| | | | | | | | | TW(2700–6000K) | |